
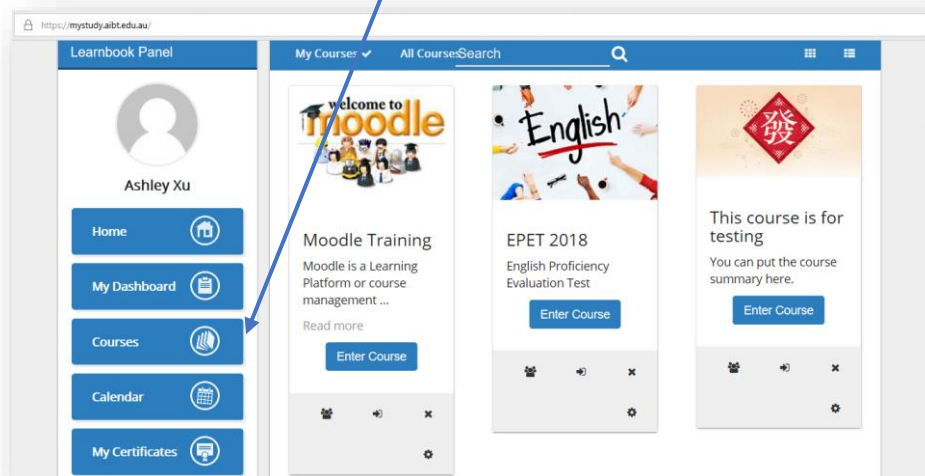


Student E-learning System

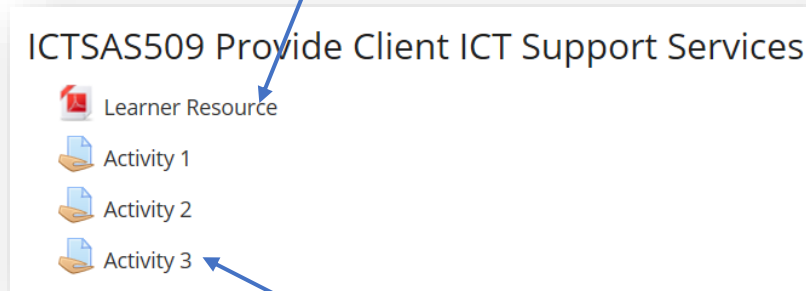
1. Go to www.aibt.edu.au/studentportal
2. Click the link “E-learning login”, you will see:



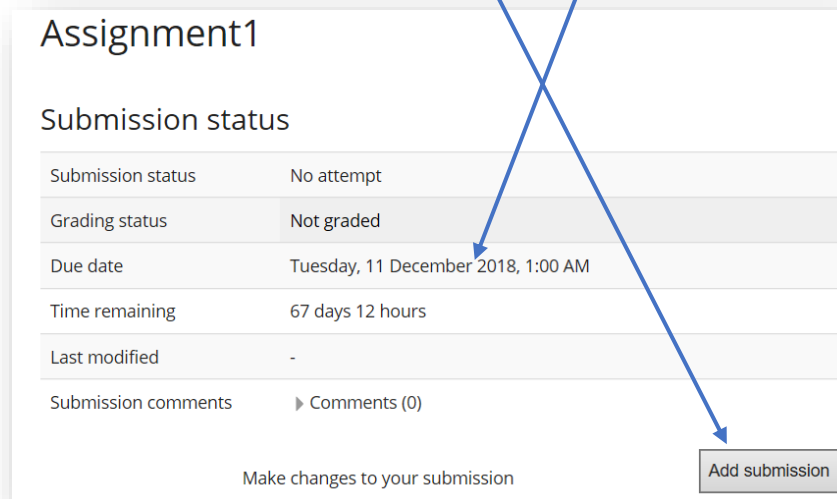
3. Please input your **username** and **password**
(Your username should be your *student ID*, and the password is same as your email password)
4. You can check all your **courses** at the left side menu



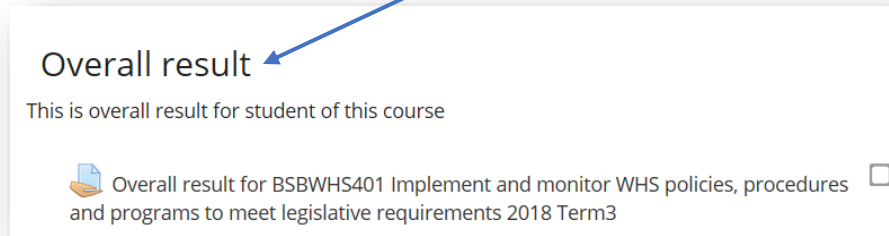
- Trainers will provide useful study materials and assignments in courses, and every assignment need to be submitted through E-learning.
- If you want to download **course materials**, just click the resource to open it and then save it into your own stored tool, such as an USB or OneDrive.



- In addition, if you want to submit your **assignment**, you need to click it and then click **Add submission** to upload your documents.
*(Please notice to submit your assignments before the **due date**, otherwise a reassessment fee is needed.)*



8. Finally, you can check your grade in **Overall Result** when every term finished.



Note: *If you still have questions about this, please do not hesitate to contact IT by following email accounts should you have any queries.*

servicedesk@aibt.edu.au

